
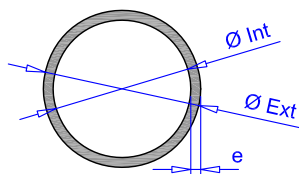


- Tubo redondo
- Tubo cuadrado
- Tubo rectangular
- “U”
- Pletina
- Ángulo
- “T”
- Chapa

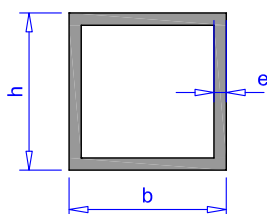


| <u>CAPÍTULOS</u> | <u>PÁGINA</u> |
|------------------|---------------|
| Tubo redondo | 01.01 |
| Tubo cuadrado | 01.01 |
| Tubo rectangular | 01.02 |
| Ángulo | 01.02 |
| Pletina | 01.02 |
| "T" | 01.03 |
| "U" | 01.03 |
| Omega | 01.03 |
| Chapa | 01.04 |



TUBO REDONDO.

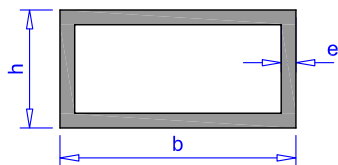
| Referencia | Ø Ext. (mm) | Ø Int. (mm) | e (mm) | Pedido mínimo |
|------------|-------------|-------------|--------|---------------|
| TU10X1 | 10 | 8 | 1 | 3294 metros |
| TU14X25 | 14 | 9 | 2.5 | 1026 metros |
| TU16X1 | 16 | 14 | 1 | 1974 metros |
| TU20X09 | 20 | 18.2 | 0.9 | 1716 metros |
| TU20X1.15 | 20 | 17.7 | 1.15 | 1362 metros |
| TU20X15 | 20 | 17 | 1.5 | Stock |
| TU25X1.25 | 25 | 22.5 | 1.25 | Stock |
| TU30X2 | 30 | 26 | 2 | Stock |
| TU32X1.35 | 32 | 29.3 | 1.35 | 714 metros |
| TU32.5X15 | 32.5 | 29.5 | 1.5 | 636 metros |
| TU35.3X15 | 35.3 | 32.3 | 1.5 | 582 metros |
| TU40X2 | 40 | 37.1 | 1.45 | Stock |
| TU46.1X10 | 46.1 | 44.1 | 1 | 654 metros |
| TU50X1.55 | 50 | 46.9 | 1.55 | 396 metros |
| TU50X2 | 50 | 46 | 2 | Stock |
| TU50.8X09 | 50.8 | 49 | 0.9 | 660 metros |
| TU60X2 | 60 | 56 | 2 | Stock |
| TU63X1 | 63 | 61 | 1 | 480 metros |
| TU63X1.95 | 63 | 59.1 | 1.95 | 252 metros |
| TU76.2X1 | 76.2 | 74.2 | 1 | 396 metros |
| TU82X14 | 82 | 79.2 | 1.4 | 264 metros |
| TU88.9X11 | 88.9 | 86.7 | 1.1 | 306 metros |
| TU101.6X12 | 101.6 | 99.2 | 1.2 | 246 metros |
| TU127X13 | 127 | 124.4 | 1.3 | 186 metros |



TUBO CUADRADO.

| Referencia | b (mm) | h (mm) | e (mm) | Pedido mínimo |
|--------------------|--------|--------|--------|---------------|
| TU16X16X1 | 16 | 16 | 1.25 | Stock |
| TU20X20X15 | 20 | 20 | 1.2 | Stock |
| TU25X25X15 | 25 | 25 | 1.3 | Stock |
| TU30X30X15 | 30 | 30 | 1.2 | Stock |
| TU40X40X15 | 40 | 40 | 1.3 | Stock |
| TU40X40X2 | 40 | 40 | 2 | 306 metros |
| TU50X50X15 | 50 | 50 | 1.5 | Stock |
| TU60X60X15 | 60 | 60 | 1.3 | Stock |
| TU63X63X13 | 63 | 63 | 1.3 | Stock |
| TU70X70X15 | 70 | 70 | 1.4 | Stock |
| TU80X80x25 | 80 | 80 | 2 | Stock |
| TU100X100X25 | 100 | 100 | 2.5 | Stock |
| (*1) TU105X105x2.8 | 105 | 105 | 2.8 | 78 metros |
| T110.6X110.6x18 | 110.6 | 110.6 | 1.8 | 234 metros |
| TU120X120X2 | 120 | 120 | 2 | Stock |

Nota:
(*1) Tubo con portatomillos

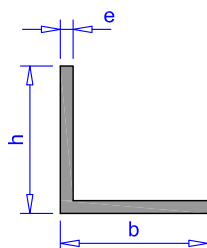


TUBO RECTANGULAR.

| Referencia | b (mm) | h (mm) | e (mm) | Pedido mínimo |
|-------------|--------|--------|--------|---------------|
| TU20X10X13 | 20 | 10 | 1.3 | Stock |
| TU24X12X15 | 24 | 12 | 1.5 | Stock |
| TU30X15X15 | 30 | 15 | 1.3 | Stock |
| TU40X20X15 | 40 | 20 | 1.3 | Stock |
| TU40X25X15 | 40 | 25 | 1.5 | Stock |
| TU60X20X15 | 60 | 20 | 1.3 | Stock |
| TU60X30X15 | 60 | 30 | 1.5 | Stock |
| TU60X40X15 | 60 | 40 | 1.3 | Stock |
| TU63X20X1.3 | 63 | 20 | 1.3 | Stock |
| TU63X40X1.3 | 63 | 40 | 1.3 | Stock |
| TU70X20X15 | 70 | 20 | 1.3 | Stock |
| TU80X15X2 | 80 | 15 | 1.5 | Stock |
| TU80X20X2 | 80 | 20 | 2 | Stock |
| TU80X40X15 | 80 | 40 | 1.3 | Stock |
| TU80X40X18 | 80 | 40 | 1.8 | 228 metros |
| TU80X60X25 | 80 | 60 | 2.5 | 138 metros |
| (*1) 2453 | 99,8 | 17,5 | 1 | 378 metros |
| TU100X40X2 | 100 | 40 | 1.8 | Stock |
| TU100X50X2 | 100 | 50 | 2 | Stock |
| TU120X40X2 | 120 | 40 | 1.5 | Stock |
| TU120X60X2 | 120 | 60 | 2 | 132 metros |

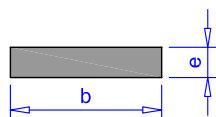
Nota:

(*1) Tubo rectangular con tabique central



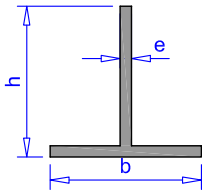
ÁNGULO.

| Referencia | b (mm) | h (mm) | e (mm) | Pedido mínimo |
|--------------|--------|--------|--------|---------------|
| AN15X15X15 | 15 | 15 | 1.3 | Stock |
| AN20X20X15 | 20 | 20 | 1.3 | Stock |
| AN25X25X15 | 25 | 25 | 1.3 | Stock |
| AN30X15X3,3 | 30 | 15 | 3.3 | 678 metros |
| AN30X30X15 | 30 | 30 | 1.3 | Stock |
| AN40X20X15 | 40 | 20 | 1.2 | Stock |
| AN40X40X15 | 40 | 40 | 1.3 | Stock |
| AN50X50X15 | 50 | 50 | 1.3 | Stock |
| AN60X30X2 | 60 | 30 | 1.5 | Stock |
| AN60X40X27 | 60 | 40 | 2.7 | 354 metros |
| AN60X55X15 | 60 | 55 | 1.5 | Stock |
| AN60X55X40 | 60 | 55 | 4 | 210 metros |
| AN100X10X1,4 | 100 | 10 | 1.4 | Stock |
| AN100X50X3 | 100 | 50 | 3 | 210 metros |



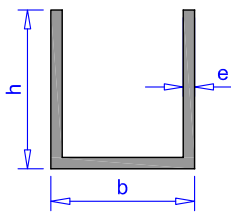
PLETINA.

| Referencia | b (mm) | e (mm) |
|------------|--------|--------|
| PL20X4 | 20 | 4 |
| PL30X4 | 30 | 4 |
| PL40X4 | 40 | 4 |
| PL60X4 | 60 | 4 |



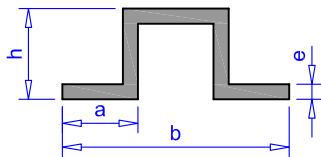
"T".

| Referencia | b (mm) | h (mm) | e (mm) |
|------------|-----------|-----------|-----------|
| TE20X20X2 | 20 | 20 | 1.5 |
| TE25X25X2 | 25 | 25 | 1.5 |
| TE30X30X2 | 30 | 30 | 2 |
| TE40X40X2 | 40 | 40 | 2 |



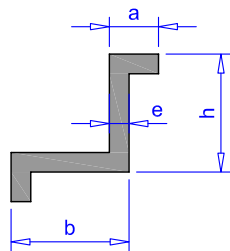
"U".

| Referencia | b (mm) | h (mm) | e (mm) | Pedido mínimo |
|-------------|-----------|-----------|-----------|---------------|
| UE21X19X21 | 19 | 21 | 1.5 | Stock |
| UE12X140X12 | 140 | 12 | 1.5 | 390 metros |
| 1063 | 16 | 30 | 1.2 | 1080 metros |



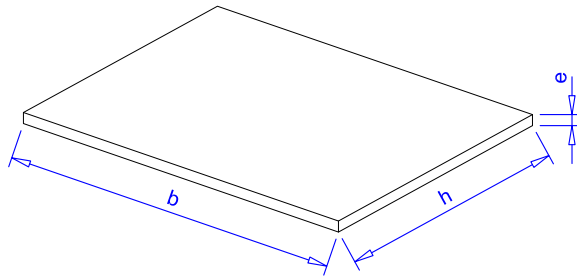
OMEGAS.

| Referencia | b (mm) | h (mm) | a (mm) | e (mm) | Pedido mínimo |
|-------------|-----------|-----------|-----------|-----------|---------------|
| 2406 | 34.8 | 33 | 10.9 | 3 | 330 metros |
| OM43X43X100 | 100 | 43 | 30 | 3 | 174 metros |
| OM88X84X140 | 140 | 84 | 30 | 4 | 78 metros |



"Z".

| Referencia | b (mm) | h (mm) | a (mm) | e (mm) | Pedido mínimo |
|------------|-----------|-----------|-----------|-----------|---------------|
| ZE38X28X3 | 38 | 20 | 11 | 3 | 492 metros |
| ZE43X28X3 | 43 | 20 | 11 | 3 | 456 metros |



CHAPA.

| Referencia | b (mm) | h (mm) | e (mm) |
|------------|-----------|-----------|-----------|
| CH2351-1 | 2000 | 1000 | 0.7 |
| CH2352-1 | 2000 | 1000 | 1.0 |
| CH2353-1 | 2000 | 1000 | 1.2 |
| CH2354-1 | 2000 | 1000 | 1.5 |
| CH2355-1 | 2000 | 1000 | 2.0 |
| CH2356-1 | 3000 | 1250 | 1.0 |
| CH2357-1 | 3000 | 1250 | 1.5 |